

# TCP Server mode and TCP Client mode manual

File Version: V1.0.0

## Overview

This manual is to introduce TCP Server mode and TCP Client mode.

## 1.Introduction

### 1.1.TCP Server mode

Module works in TCP Server mode will listen network connections and build network connections, commonly be used for communication with TCP clients on a LAN. According to the TCP protocol, TCP Server has connection/disconnection status differences to ensure reliable data transmission. TCP Server mode supports Keep-Alive function.

Module works in TCP Server mode will listen local port which user set and build connection after receiving connection request. Serial data will be sent to all TCP Client devices which connect to module simultaneously.

Data transmission diagram as follow:

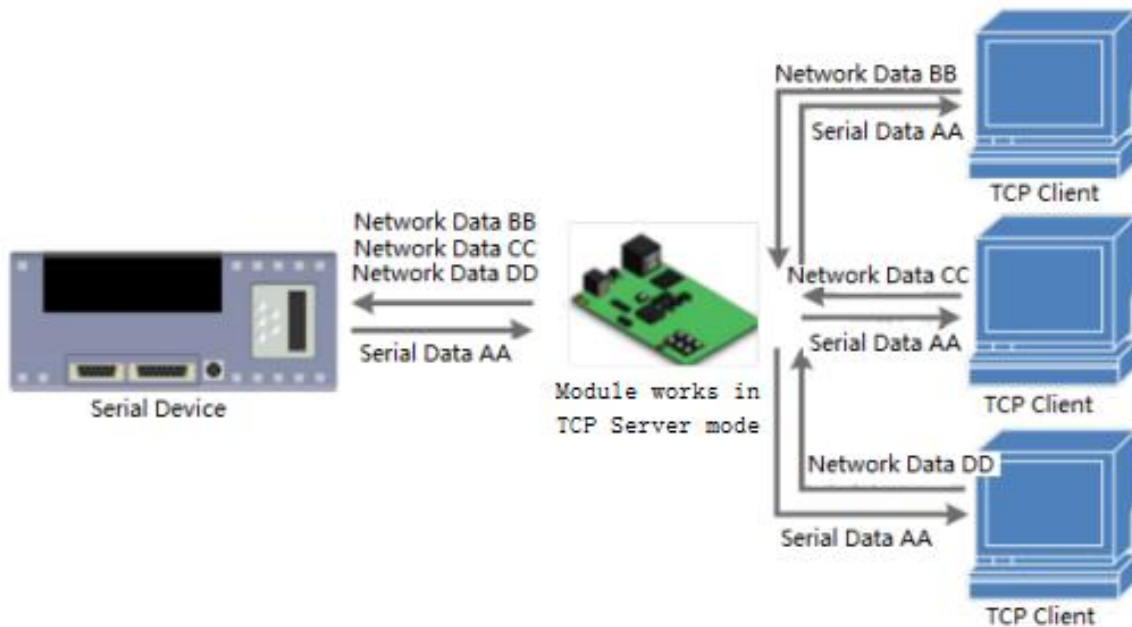


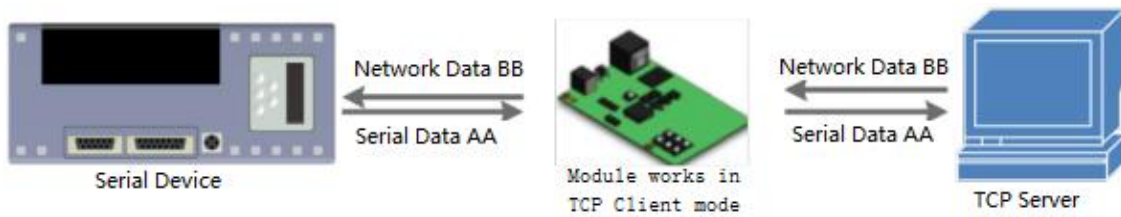
Figure 1 TCP Server mode

### 1.2.TCP Client mode

TCP Client provides Client connections for TCP network services. TCP Client device will connect to server to realize data transmission between the serial port device and server. According to the TCP protocol, TCP Client has connection/disconnection status differences to ensure reliable data transmission. TCP Client mode supports Keep-Alive function.

Module works in TCP Client mode needs connect to TCP Server and needs set the parameter: Remote IP/Port. module works in TCP Client won't accept other connection request except target server and will access server with random local port if configuring local port to 0.


Data transmission diagram as follow:



**Figure 2 TCP Client mode**

## 2.Configuration and test

We take USR-TCP232-410S as an example to configure and test. We configure 410S by Web Server and test data transmission by software *USR-TCP232-Test-V1.3.exe*.



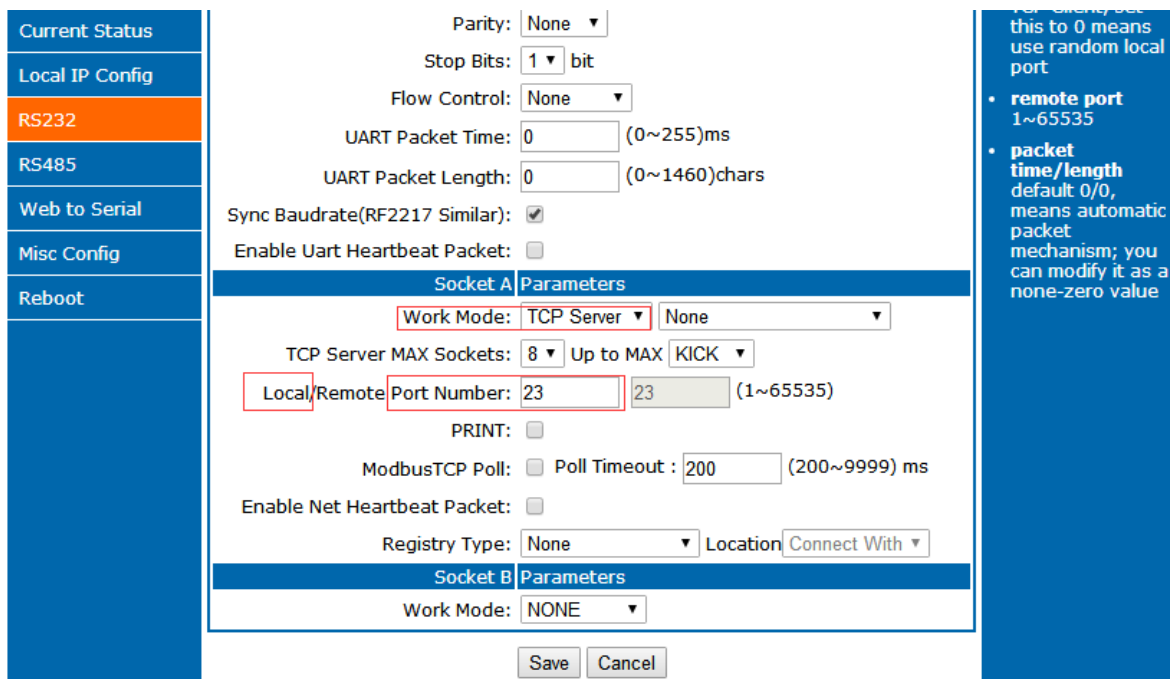
**Figure 3 USR-TCP232-Test**

### 2.1.TCP Server mode

When user configures module to work in TCP Server mode, user needs to configure parameters as follows:

- Work mode
- Local port

Configure 410S by Web Server as follow (410S connects to same router as PC which tests data transmission, and to communicate with PC, 410S'IP has been changed to 192.168.5.200 to in same network segment as PC):



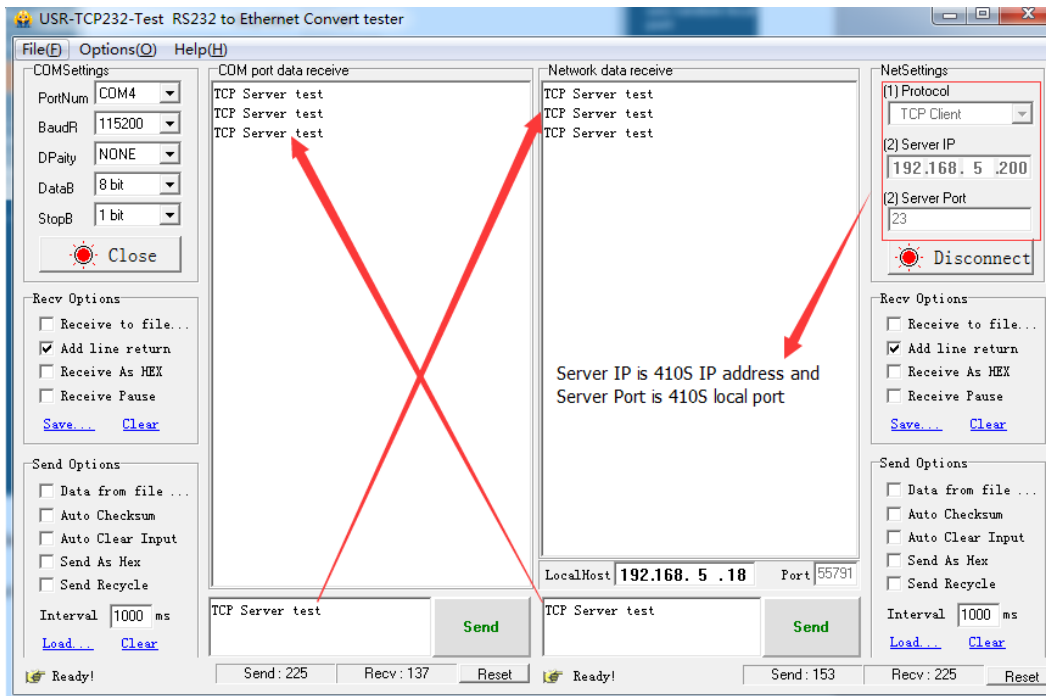
The screenshot shows the configuration interface for the USR-TCP232-Test software. On the left is a navigation menu with options: Current Status, Local IP Config, RS232 (highlighted), RS485, Web to Serial, Misc Config, and Reboot. The main area is titled 'Socket A Parameters' and contains the following settings:

- Parity: None
- Stop Bits: 1 bit
- Flow Control: None
- UART Packet Time: 0 (0~255)ms
- UART Packet Length: 0 (0~1460)chars
- Sync Baudrate(RF2217 Similar):
- Enable Uart Heartbeat Packet:
- Work Mode: TCP Server
- TCP Server MAX Sockets: 8 Up to MAX KICK
- Local/Remote Port Number: 23 (1~65535)
- PRINT:
- ModbusTCP Poll:  Poll Timeout: 200 (200~9999) ms
- Enable Net Heartbeat Packet:
- Registry Type: None Location: Connect With

Below this is the 'Socket B Parameters' section, which is currently empty, showing only 'Work Mode: NONE'. At the bottom are 'Save' and 'Cancel' buttons. On the right side, there is a blue sidebar with a note: 'this to 0 means use random local port' and a list of parameters: 'remote port 1~65535' and 'packet time/length default 0/0, means automatic packet mechanism; you can modify it as a none-zero value'.

**Figure 4 TCP Server mode configuration**

Test data transmission by *USR-TCP232-Test-V1.3.exe* as follow:



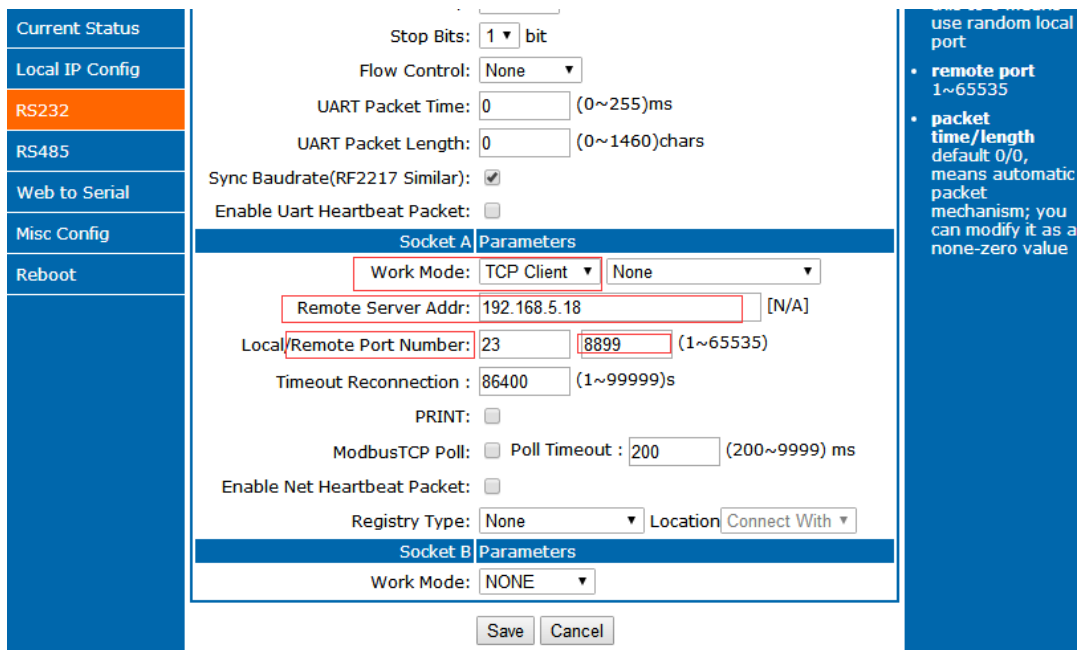
**Figure 5 TCP Server mode data transmission**

## 2.2.TCP Client mode

When user configures module to work in TCP Client mode, user needs to configure parameters as follows:

- Work mode
- Remote IP
- Remote port

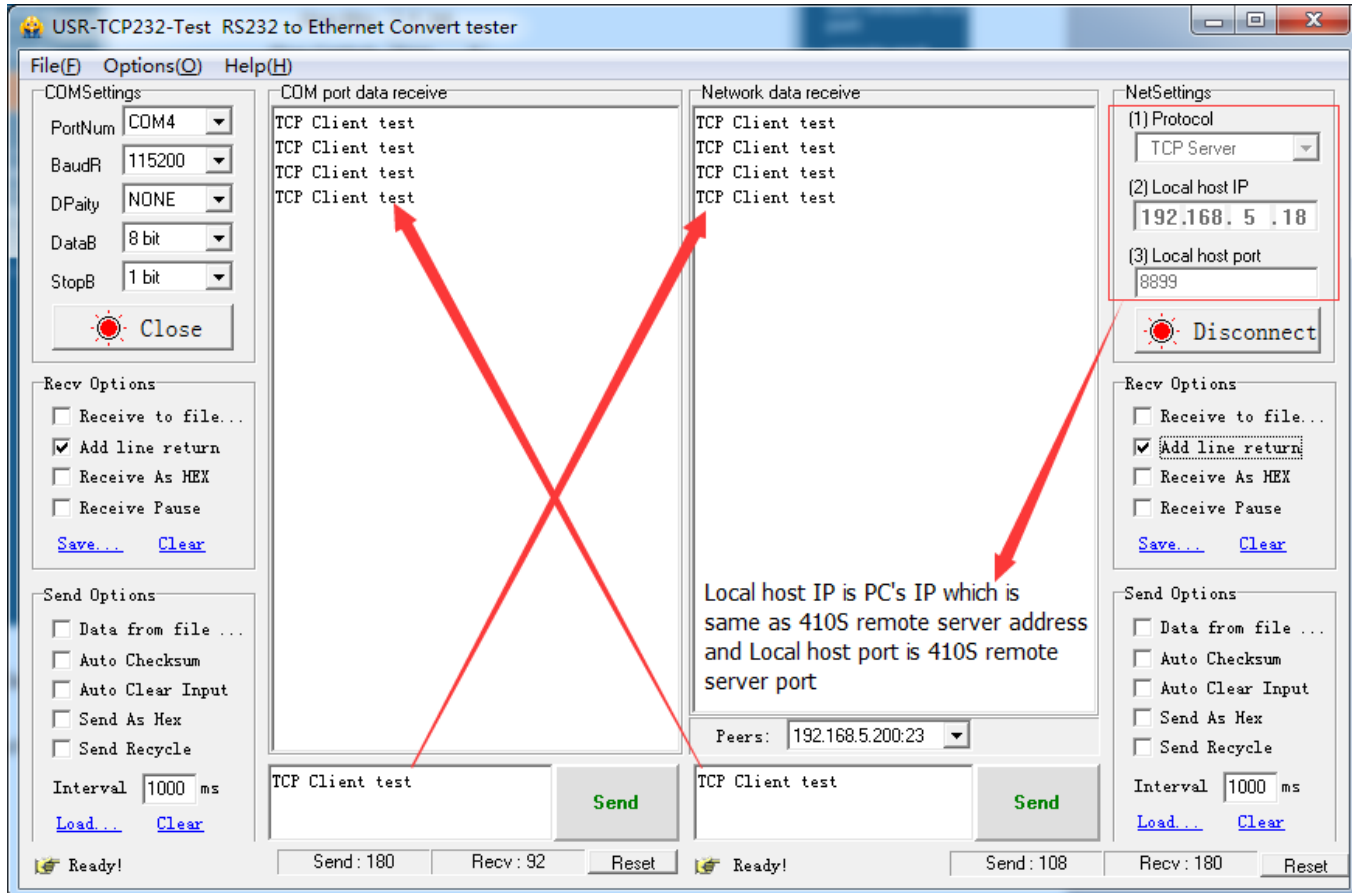
Configure 410S by Web Server as follow:



**Figure 6 TCP Client mode configuration**

Remote Server Addr is TCP Server address(Here is PC's IP: 192.168.5.18).

Test data transmission by *USR-TCP232-Test-V1.3.exe* as follow:



**Figure 7 TCP Client mode data transmission**

## 4.Contact Us

Company: Jinan USR IOT Technology Limited

Address: Floor 11, Building 1, No. 1166 Xinluo Street, Gaoxin District, Jinan, Shandong, 250101, China

Web: [www.usriot.com](http://www.usriot.com)

Support: [h.usriot.com](http://h.usriot.com)

Email: [sales@usriot.com](mailto:sales@usriot.com)

Tel: 86-531-88826739/86-531-55507297

## 5.Disclaimer

This document provides the information of TCP Server mode and TCP Client mode, it hasn't been granted any intellectual property license by forbidding speak or other ways either explicitly or implicitly. Except the duty declared in sales terms and conditions, we don't take any other responsibilities. We don't warrant the products sales and use explicitly or implicitly, including particular purpose merchant-ability and marketability, the tort liability of any other patent right, copyright, intellectual property right. We may modify specification and description at any time without prior notice.

## 6.Update History

2018-01-23 V1.0.0 established.